

the

Monitor

August

The MRCS Officers

2022

President:

Greg Eilers
3061 Budd Rd.
Stockbridge, MI 48285
Phone: 517-416-2685

Vice-President:

Ken Myers
1911 Bradshaw Ct.
Commerce Twp., MI 48390
Phone: 248.669.8124

Secretary:

Lynn Morgan
15790 Penn
Livonia, MI 48150
Phone: 734.679.8468

Treasurer:

Dave Stacer
PO Box 75313
Salem, MI 48175
Phone: 313-318-3288

Safety Officer:

Bill Brown, Jr.
18659 Fox Hollow Ct
Northville, MI 48168
Phone: 313.268.4167

Head Flight Instructor:

Ken Myers
1911 Bradshaw Ct.
Commerce Twp., MI 48390
Phone: 248.669.8124

Newsletter Editor:

Ken Myers

Next Meeting: Date: Wednesday, Aug. 3, 2022

Time: 5:00 p.m., 7 Mile Rd. Flying Field

What's In This Issue:

Summer Meeting Reminder - July Meeting - Ticks - Local Area Giant RC Estate Sale - 2022 Mowing Information - Eating and Gabbing Help Wanted - Upcoming CARDS of Lansing upcoming e-meet - Upcoming Weak Signals Swap and Fly - Our New Club Weather Station - Upcoming Events

Summer Meeting Reminder

Please be aware that all summer meeting dates are tentative and may need to be changed/moved due to weather related issues.

Please check your email and the club Website, as the tentative date approaches, for possible last minute changes.

Giant RC Estate Sale

Sunday, July 24, 2022

10 a.m. to 2 p.m.

Oxford Community Room at Seymour
Lake Park

2795 Seymour Lake Rd., Oxford, MI
48371

The July Meeting

Ken Myers held a very brief field meeting with nothing really to report on.

There is a report on the Mid-Am in the August 2022 *Ampeer*.

<http://theampeer.org/ampeer/ampaug22/ampaug22.htm>

Ticks!

From Denny Sumner via email

We are having a severe outbreak of tick infestation at the flying field this year.

Denny Sumner sent me the CDC info on tick bites that I've posted here.

Thank you Denny! :-)

Balsa RC Kits

RC Engines

Tons of Covering

Mufflers, motor mounts, tools, props, servos...

For More Information

Email Pete Foss:

president@skymasters.org

Visit the Skymasters' Website

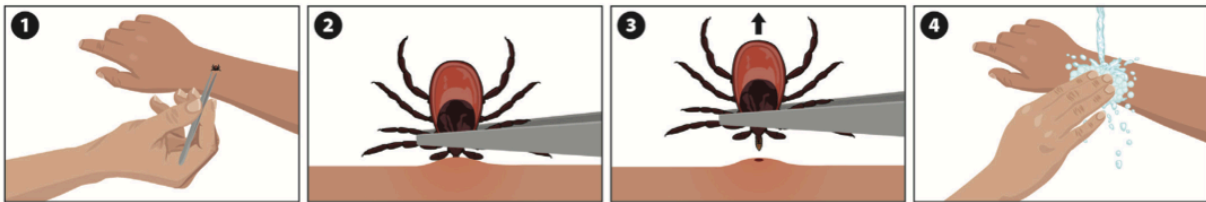
<https://skymasters.org>

Tick Bite: What to Do

Ticks bites can make people sick. Below are some steps that you can take after a tick bite to reduce your chances of getting sick and how to get treatment promptly if you do get sick.

Remove the tick as soon as possible

1. Use fine-tipped tweezers to grasp the tick as close to the skin as you can.
2. Pull upward with steady, even pressure. Don't twist or jerk the tick.
3. After removing the tick, clean the bite area and your hands with rubbing alcohol or soap and water.
4. Dispose of the tick by flushing it down the toilet. If you would like to bring the tick to your healthcare provider for identification, put it in rubbing alcohol or place it in a sealed bag/container.



Consider calling your healthcare provider

In general, CDC does not recommend taking antibiotics after tick bites to prevent tickborne diseases. However, in certain circumstances, a single dose of doxycycline after a tick bite may lower your risk of Lyme disease. Consider talking to your healthcare provider if you live in an area where Lyme disease is common.

Watch for symptoms for 30 days

Call your healthcare provider if you get any of the following:

- Rash
- Headache
- Fever
- Muscle pain
- Fatigue
- Joint swelling and pain

Treatment for tickborne diseases should be based on symptoms, history of exposure to ticks, and in some cases, blood test results. Most tickborne diseases can be treated with a short course of antibiotics.



**U.S. Department of
Health and Human Services**
Centers for Disease
Control and Prevention

Common questions after a tick bite

Should I get my tick tested for germs?

Some companies offer to test ticks for specific germs. CDC strongly discourages using results from these tests when deciding whether to use antibiotics after a tick bite.

- Results may not be reliable. Laboratories that test ticks are not required to meet the same quality standards as laboratories used by clinics or hospitals for patient care.
- Positive results can be misleading. Even if a tick contains a germ, it does not mean that you have been infected by that germ.
- Negative results can also be misleading. You might have been bitten unknowingly by a different infected tick.

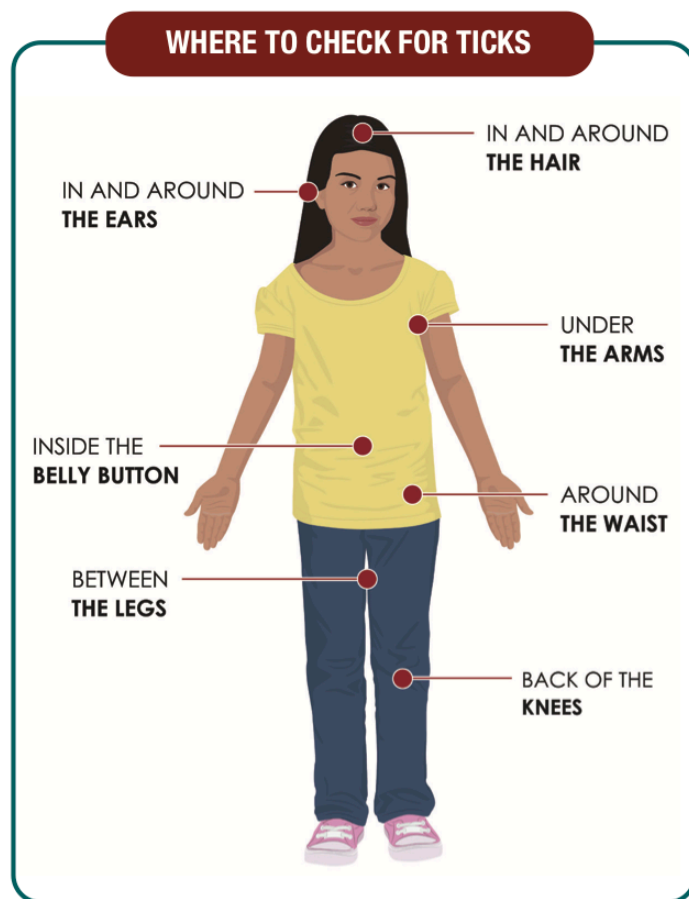
Can I get sick from a tick that is crawling on me but has not yet attached?

Ticks must bite you to spread their germs. Once they attach to you, they will feed on your blood and can spread germs. A tick that is crawling on you but not attached could not have spread germs. However, if you have found a tick crawling on you, it's a sign there may be others: do a careful tick check.

How long does a tick need to be attached before it can spread infection?

Depending on the type of tick and germ, a tick needs to be attached to you for different amounts of time (minutes to days) to infect you with that germ.

Your risk for Lyme disease is very low if a tick has been attached for fewer than 24 hours. Check for ticks daily and remove them as soon as possible.



2022 Mowing Information

Please Note:

1. The mowing schedule is presented as a general mowing guide to help insure that the field is mowed at least once a week.

	2022 MOWING SCHEDULE					
	May----	June----	July----	August--	September	October
No.4 Team Captain Bill Brown Jr. 313-268-4167	11	8	6	3, 31	28	26
No.1 Team Captain Roger Wilfong 248-349-9079	18	15	13	10	7	5
No.2 Team Captain Dennis Sumner 734-658-7931	25	22	20	17	14	12
No.3 Team Captain David Stacer 313-318-3288	4	1, 29	27	24	21	19

2. As shown each of the 4 mowing teams usually have a period of 4 weeks between their respective turns to mow, but this is subject to change (see below).

3. The schedule is NOT intended to be an unbending, all encompassing rule that covers every situation.

4. Each Team Captain is empowered to adjust his team's mowing time and day if required due to weather, special events or another reason; he is responsible for communicating his adjustments to all the members of his team.

5. In case of vacation or a leave of absence, it is the Team Captain's responsibility to swap weeks with another Team Captain.

6. Additional cuttings are at the discretion of the Team Captains.

7. The attached schedule will NOT be modified for any of the changes listed in items 4, 5 or 6.

**Wednesday is mowing day (weather permitting)
otherwise Thursday before 6 p.m.**

Typical Mowing times: (TBD)

Midwest R.C. Field 7 Mile Road Year 2022 Mowing Teams			
No. 1 Team AM		No. 2 Team PM	
Roger Wilfong	248-349-9079	Dennis Sumner	734-658-7931
Tom Cwynar	248-437-0602	Arnold Nielsen	248-305-8264
Ken Sutton	734-634-9801	John Gavasso	248-553-4783
Gary Roberts	248-802-8829	Aaron Heiner	734-620-3413
No. 3 Team PM		No. 4 Team AM	
David Stacer	313-318-3288	Bill Brown Jr.	313-268-4167
Ken Myers	248-669-8124	Norm Peters	734-961-7975
Richard Sawicki	248-685-7056	Jim Lapham	248-342-5405
Jim McDonald	248-376-0857	Ted Flack	248-804-5468

Flight Instructors, please consult the mowing schedule and mowing team leader prior to scheduling training sessions to avoid conflicts.

Team members, PLEASE call your team leader if you are unable to show up for field work. All team members must check with their Team Leader for the actual mowing time.

Any team member whose personal schedule conflicts with his team's mowing schedule should contact Bill Brown, 248 379-4935, for reassignment to another team.

All TEAM LEADERS AND MEMBERS MUST BE CHECKED OUT BEFORE RUNNING ANY OF THE EQUIPMENT USED TO TAKE CARE OF THE PARKING AREA OR FLYING FIELD.

All TEAM LEADERS AND MEMBERS MUST BE CHECKED OUT BEFORE RUNNING ANY OF THE EQUIPMENT USED TO TAKE CARE OF THE PARKING AREA OR FLYING FIELD

SAFETY FIRST

NO SMOKING IN OR AROUND THE STORAGE AREAS!

NO REFUELING of EQUIPMENT INSIDE THE STORAGE CONTAINERS!

All Hand and Riding mowers:

Check oil before mowing!

Ford Tractor Rules:

Check oil and water before mowing!

Do not exceed 1850 RPM!

Always mow in 2nd Gear- never in 3rd Gear!

No high speed turns!

Keep cut grass away from the grill and the radiator!

Report any equipment problems to Bill Brown, Jr. 313-268-4167 or Roger Wilfong 248-349-9079

Eating and Gabbing Help Wanted

From Pete Waters via email

We need help to fill the empty seats on **Wednesday mornings at The Connors Coney Island Restaurant** situated at the N.E. Corner of 5 Mile and Haggerty.

We meet at 7:30 a.m., and cover many topics, except Politics and Religion.

This get together, used to have several tables filled, but time has passed, and now we're down to just a few. This is an ideal stop off for the field workers, breakfast and then the field. Please make an effort, we used to be **"The R.O.M.E.O." Group, "Retired Old Men Eating Out!"**

Pizza Lunch for Pilots on Saturday (Will be served if necessary) Water and Pop will be available

SPECTATORS WELCOME

Landing Fees: \$20

Marv Thomson/CD 517 802 7675 Email Marv
mthomson@wowway.com

Website: www.cardsrc.com

Address: 8328 Otto Rd, Grand Ledge, MI 48837

Weak Signals Swap and Fly

From Tom Kroggel via email

Greetings From the Weak Signals RC Club Electric Flyers Only Inc !

I hope you're enjoying another great summer of flying with friends.

For the third year we are hosting the "Swap-N-Air Fair" at our home field. It's a great opportunity to buy and sell airplanes, fly with your buddies and meet up with people you might not have seen for a while.

This is a **FREE** Fly In with **FREE** Admission to a Swap Meet. (We will be charging a small fee for selling in the swap spaces.) All you have to do is show up with some airplanes, enjoy the and hope for great weather.

"Swap-N-Air Fair"

The "Swap"

A two-day outdoor show on September 10th & 11th, Saturday and Sunday.

A 15' x 40' swap spot is just \$30.00 for both days.

A 25' x 50' swap spot is just \$60.00 for both days.

Register by August 31 and save \$5

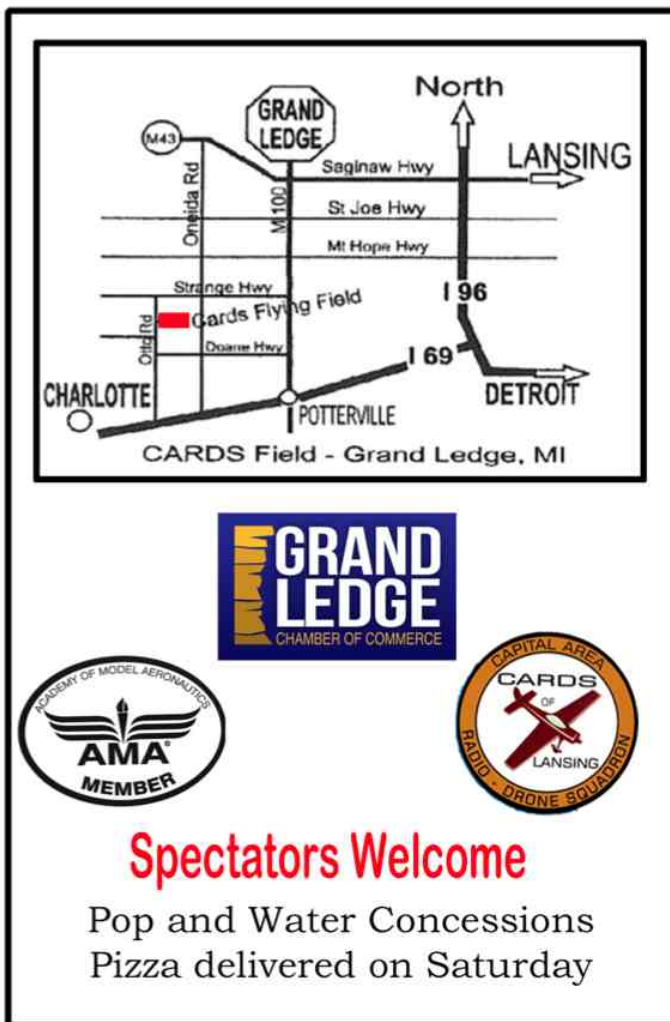
If you have one item to sell drop it off in our Swap Corral for \$5.

Gates Open for vendors and swappers at 7 a.m.

Public from 8 a.m. until 5:00 p.m. both days.

Spend the night. (dry camping)

The "Air Fair"



C.A.R.D.S. of Lansing 12th Annual Electric Fly

Friday August 26 1:00 pm - 9:00pm and

Saturday August 27 from 9:0 am to 9:00 pm

Pilot and Aircraft Requirements:

Current AMA — Open to All RC Electric planes, helicopters, and multicopters.

Social Distancing and Other Michigan Covid Requirements Current to the Event Will Be Followed.
Email or Text CD For any Updates

Flying demonstrations using our 400' paved runway.

FREE Open Flying with AMA Card

Food Trucks

50/50 Raffles

Reserve your spot today! This is the genuine Weak Signals R/C Club at the Weak Signals field 12000 Minx Road, Temperance, MI.

Link to Event Flyer

<https://www.toledoweaksignals.com/events/swap-n-airfair>

Tom Kroggel

Co-Director Weak Signals Swap-N-Air Fair

419-868-5408

weaksignalsevent@gmail.com

Our New Club Weather Station

From Dave Stacer via Email

The URL for our new club flying field weather station is <https://www.pwsweather.com/station/pws/midwestrc>.

The QR code is posted at the flying field so that you can just scan it with your phone to get to the website.

One question I got from guys at the field is how to see the Wind Gusts.

Looking at it from an iPhone, Tap on the Today's Summary green button, then near the middle of the screen select Hourly (on the right side). This will show graphs of the readings for the day. Scroll down a bit and you will see a graph of wind with wind gust in light blue. Current wind speed in dark blue.

The weather station is sending in readings every 2 minutes but the PWS Weather website only updates every 5 minutes.

100% of the cost of the data cost for transmission, hardware and hours of software work was donated by me. It was something I wanted when living in Northville. It was hard to tell from being in subdivision how the wind was at the field. This is the wind and direction at the frequency board. Higher up could be a different story.

Another cool thing that Denny showed me was how to add it as an icon on your iPhone. On the iPhone web browser, while looking at the site, hit the box with up arrow on the bottom. Next scroll down to the Add to Home Screen pick. Select that. This will add an icon to your screen so you can just tap that and get right to the weather station PWS Weather website.

To change your email address contact Ken Myers at kmyersefo@mac.com

**The 2022 membership application is available at the club Web site,
<http://www.midwestrcsociety.org>,
for downloading with the link on the homepage.**

Upcoming Events:

Saturday, July 24, 10 a.m. to 2 p.m., Giant, local area, Estate Sale at Skymasters (Details in this issue)

Wednesday, August 3, Midwest Flying Meeting, 6 p.m. or earlier for better parking

Friday, August 26 and Saturday 27, C.A.R.D.S. of Lansing 12th Annual Electric Fly (details in this issue)

September 10 & 11, Weak Signals Swap and Fly (Details in this issue.)

Midwest RC Monitor
Editor: Ken Myers
1911 Bradshaw Ct.
Commerce Twp., MI 48390

The Next Meeting:

Date: Wednesday, Aug. 3, 2022

Time: 6:00 p.m. meeting

Place: 7 Mile Rd. Flying Field